

GCSE Art and Design

Art, Craft & Design

AO1: 27 / 30

AO2: 27 / 30

AO3: 27 / 30

AO4: 25 / 30

Total: 106 / 120

MY CREATIVE STATEMENT

COMPLETION OF THIS SECTION IS COMPULSORY

Complete and submit this statement with your work as it may be beneficial to the moderation process and will be referred to when it is assessed (expand boxes below if required).

To place your submission in a suitable context, use the template below to:

Explain the MAIN IDEA for this assignment

MY CREATIVE STATEMENT: Joseph Boudier

Explain the MAIN IDEA for this assignment

The main idea for this assignment was to focus around the theme of "American Society and Culture". The intention was to express my artwork across as many different mediums as possible including paper, canvas, acrylic, spray paint, pencil work, collage and others. The theme of American Society and Culture was broad enough to cover a lot of interesting topical themes of recent years including US politics covering elections, protests, racial division and conflict plus iconic American cultures including sports, music, film, brands and clothes. The US landscape was also very interesting with fascinating skylines and impressive architecture. I was also keen to include the topic of mental health in a fast-moving American society. I was keen to use my own artistic style plus understand how other artists have expressed their own view of American society and culture.

Portfolio

GCSE ART and DESIGN Sample Assessment Materials 37

Describe the **CONTEXT** (influences, purposes and meanings) of your work

Describe the CONTEXT (influences, purposes and meanings) of your work

One of the most thought provoking elements of my work was the concept of "is graffiti art or is graffiti vandalism". The word Graffiti is a Greek word meaning to scratch, to draw, to write and comes from ancient times. It was used to tell a story, to express and communicate. I was keen to understand the progression of graffiti in America as an art form. I learnt in the late 1960's in New York and Philadelphia that people used graffiti as a personal mark known as a tag. It was used to cover walls, benches and subway cars. As time progressed the work became more artistic, colourful and thoughtful. It was part of the hip-hop movement and became a way for young people to unite and express themselves. I have been influenced by Jean Michel Basquiat of the 1980's who had inspired other artists such as Mark Powell and Banksy today. The play on words theme is fascinating particularly now with Banksy and has now become an easier way for people to visualise a point of view with pictures and images rather than traditional sometimes boring text. I have also been influenced by Richard Hambleton who was also an inspirational influence of the late 1980's in the graffiti street art movement. Today street art is still a huge movement. 21st Century Artist Thierry Guetta known as Mr Brainwash has been a big influence on my art due to the positivity in his work with themes such as 'Never Never Give Up', 'Life is Beautiful' and 'All You Need is Art' covering the street and pop art theme. From a landscape point of view, I have been influenced by UK based Paul Kenton for his cityscape paintings which captures the unique energy of cities across the world. He somehow captures the movement in his paintings that I have found fascinating and interesting.

REFLECT on your work critically as it progresses and on its completion

REFLECT on your work critically as it progresses and on its completion


My work around this topic has been interesting and inspiring. My artist response to Paul Kenton was one of my favourite pieces where I have tried to combine the energy of a traditional American street / skyline with iconic American brands and icons, using the iconic American Spiderman character. I have captured key brands on buildings as a reference point to the current cultural climate in America.

For my final piece my aim was to capture the street / pop art theme on a single canvas combining the influences of Banksy, Mr Brainwash, Richard Hambleton and Jean Michel Basquiat reflecting typical American culture. I aimed for it to be thought provoking and not immediately recognisable forcing the viewer to spend more time examining the piece. The aim was to communicate a feeling of confusion and being overwhelmed in a culture in America that has many demands and mental health pressures on individuals.

I was also keen to not only demonstrate my street art skills and knowledge but to also show my traditional sketch and shading work. I therefore created the image of the canvas on an easel. I have tried to capture the artist at work in his or her studio. This has enabled me to add additional iconic American society and culture influences.

I am very proud of the work I have done around this topic and have found it inspirational. I have learnt a great deal from many great artists. The journey was sometimes tough due to the size of the topic concerned and on occasion it felt slightly overwhelming in terms of the direction I could go. The final piece however has enabled me to capture all of the key elements I wanted to show.

AUTHENTICATION DOCUMENTATION







KARL

Blossfeldt

His home-made camera had the ability to zoom a subject thirty times its genuine size. This exposed the minute details of the natural structure of plants. Each plant photograph has its own character and beauty.



In Berlin from the late nineteenth century until his death, Blossfeldt's works were primarily used as teaching tools and were brought to public attention in 1922 by his first publication, *Über Form der Pflanz* (Art Forms in Nature).

Blossfeldt took over 6,000 photographs of plants.

Blossfeldt never received formal training on the subject of photography but apprenticed under Moritz Müller from 1890 to 1896. Appointed for a teaching post at the Institute of Royal Arts Museum in 1898 (where he remained until 1931), he established an archive for his photographs.

I like it a lot and use the subject to create



I chose to sketch this image because there's lots of different positions and unique shapes. Karl Blossfeldt magnifies his images so it focuses on the structure of the plant in detail. In this image you can see the formation of the plant and also see the buds starting to develop into a flower.



KARL

Blossfeldt



I like Blossfeldt's photographs because there is a range of different black and white tones, he focuses on the different shapes and unique structures of plants. I think the use of black and white makes the object visually appealing because of the contrast between black and white.

photographer and artist who was born in Berlin, Germany. He is best known for his close-up photographs of plants and living things. He was inspired, as was his father, by nature and the ways in which plants grow.

Blossfeldt developed a series of home-made cameras that allowed him to photograph plant surfaces in unprecedented magnified detail. This reflected his enduring interest in the repetitive patterns found in nature's textures and forms.

Karl Blossfeldt was born on June 13, 1865, Schielo, Germany. In 1881 Blossfeldt began his studies as an apprentice at the Art Ironworks and Foundry in Magdesprung, Germany, where he studied sculpture and iron casting.





PETER RANDALL-PAGE



Peter Randall-Page was born in the UK in 1954 and studied sculpture at

Bath Academy of Art from 1973-77. During the past 30 years he has gained an international reputation through his sculpture, drawings and prints. He has undertaken numerous large scale commissions and exhibited widely. Over the last 25 years Randall-Page has gained an international reputation through his sculpture, drawings and prints



Randall-Page carves the most unusual and regular of natural patterns on the surfaces of granite boulders and limestone, inspired by fossils and other natural objects such as seeds and fruit and by the geometric growth patterns that produce them. His work looks very textured and very round.



I think it resembles parts of internal body organs. I think to identify the drawing you have to use your imagination and guess what his drawings and sculptures represent. In my opinion his work is dark and colourless and doesn't attract me to his work. However art is

an individual taste. Peter Randall-Page likes working in ways where you are making it up as you go along. His main medias are Sculpture, Drawing, Printing and Printmaking, on a range of different materials.



GEORGIA O'KEEFFE

[I found I could say things with
color and shapes that I
couldn't say any other
way - things I had no
words for]

I've been so terrified every moment of my life - and I've never
been able to do a single thing I wanted to do.
God told me if I painted that mountain enough, I could have it.
To create one's world in any of the arts takes courage.
Imagination makes you see all sorts of things.
Filling a space in a beautiful way -
that is what art means to me.

Born in 1897, Georgia O'Keeffe was
an American artist who painted
nature in a way that showed
how it made her feel. She is
best known for her paintings of
flowers and desert landscapes.
She played an important part in
the development of modern art in
America, becoming the first female
painter to gain respect in New
York's art world in the 1920s. Her
unique and new way of painting
nature, simplifying its shapes and
forms meant that she was called
a pioneer.



Georgia O'Keeffe studied at the Art
Institute of Chicago and the Art
Students League in New York, where
she learned the techniques of tradi-
tional painting. The direction of her
artistic practice shifted dramatically
four years later when she studied
the revolutionary ideas of Arthur

to be nice
we got to have

I had to
create an emotion
and for what I
felt about what I
was looking at -
not copy

important thing in life, happiness

you get what you
want by feeling
yourself.

and you accomplish
it by the approach

to the approach







Yellena James

Yellena James grew up and attended art school in Sarajevo, Bosnia. At the age of 18 she moved to the US where she gained her BA in painting and graphic design.

Yellena James usually uses a variety of pens, inks, markers, and acrylics, in order to express complex abstract forms into dazzling images which take on lives of their own.

"I'm CONSTANTLY INSPIRED BY NATURE. THERE ARE SO MANY WONDERFUL THINGS LIVING ON THIS PLANET THAT TAKE MY BREATH AWAY."



I think her work is colourful and bright and outlines different types of nature and organic forms. Most of James work looks realistic such as living creatures and the shapes she uses to outline different coral and plants. Other parts remind me of underwater coral and plants. Her art work looks compact and looks like different sections of her drawings link together and grow in and out of each other. I think the theme of her work is underwater shapes. I like her work because she uses lots of colour in different ways and the work she does fits together and makes one vibrant painting. I think her work is very detailed and full of pale colours but also dark bold colours in other areas of her paintings. She uses her imagination and creates a series of different shapes that overlap and fit into one theme.

She finds smaller ideas and combines each individual painting into a final piece. I like this because she is showing multiple ideas expressing her work in a unique way. I think she uses these colours to show people that life underwater is very different to what we see around us. And shows that nature underwater is astonishing.







ANALOGOUS
 - Analogous colours sit next to one another on the colour wheel. These colours are in harmony with one another.
 - White, black and grey are considered to be neutral.

WARM COLOURS
 - They are vivid and energetic, they are visually and emotionally exciting. They remind us of fire and heat.

COLD COLOURS
 - They give an impression of calm, and create a soothing atmosphere. They remind us of cold water.



MONOCHROMATIC
 The use of one colour or various shades and tints of one colour in a single form.
 Add more black or white to make the colour light or dark.

TINT
 A tint describes a colour that is mixed with white.



PRIMARY COLOURS



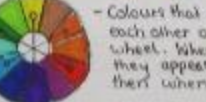
SECONDARY COLOURS



TERTIARY COLOURS




COMPLEMENTARY COLOURS



- Colours that are opposite each other on the colour wheel. When put together, they appear more vivid than when apart.

SHADE
 A shade describes a colour that is mixed with black.



A shade describes a colour that is mixed with black.

Add more white to make it lighter

ELIZABETH ELEQUIN



Elizabeth Elequin is an artist of Mexican, Irish and Filipino descent and her work is as bold and vibrant as the cultures that have filled her life. She creates her artwork on a grand scale - large paintings of splendid blossoms and botanicals, interwoven with organic patterns that pay tribute to the glory of nature... all culminating in a kaleidoscope of colour. I love Elizabeth Elequin's work because it has a nice impact on the viewers. The bold round shapes flow around one another and gives the viewer a relaxed feeling. The addition of the repeated shapes almost makes

it look like nature has taken over, and maybe shows that she has illustrated her paintings this way to show and depict the true meaning behind the nature around us. She has also added the blending of colours to make the painting flow but also depict a soothing impression to create emotion. By doing this creates a powerful impact that draws the eye of the viewer. Her abstract paintings stand out to the viewer as the different tones and bright colours link together creating an interesting colour palette.



"NATURE ON THE EDGE: THAT FINE LINE BETWEEN TERROR AND BEAUTY"

This painting has an interesting vibrant colour scheme. It draws the eye of the viewer as these colours compliment each other nicely. The artist has overlapped the different parts of the painting making the main parts stand out to the viewer. By doing this makes an interesting image to look at.

FINAL PIECE EVALUATION



COMPOSITION - Final Design



Composition IDEAS



BRUNSDRY AMERICAN SOCIETY
INDEPENDENT PROJECT IDEAS STREET ART

AMERICAN CULTURE

- BRANDS: Colour, Final piece, Mr brainwash, spray paint, Mark power + colour?
- FILMS: Chocolate, Iconic Buildings, Cityscape, Halloween NEW YORK, Artists & American Culture, Inspirational images, Trains transport, Theme parks, American crime, COVID-19, today's world, 2020, famous brands time?
- SPORT: Boston Red Sox, Music, Illustration, Composition, Basketball, Ice Hockey, BASEBALL, Famous brands time?
- ARTISTS: SHADOWMAN x JEAN-MICHEL BASQUIAT, Alan Fletcher, Keith Haring, Peter Blake, Jean-Michel Basquiat, Thierry Guetta, Mr brainwash, Richard Hambleton, Shadow man, Paul kenton

HIP HOP -MOVEMENT- MUSIC

NASHVILLE MUSIC - famous musicians

AMERICAN CULTURE

EMPIRE STATE ARCHITECTURE

MAHMADE ICONIC BUILDINGS

TIMES SQUARE

CARS

VANDALISM

GRAFFITI

CRIME

WAR

Link all artists to final piece?

1 layer the painting

POWER

ABRAHAM LINCOLN TRUMP BIDEN

LEADERS TRUMP 2020

POP ART COMIC BOOKS

VIBRANT MIXED MEDIA

NEW PAPER ACRYLIC

WATERCOLOUR

SPRAY PAINT

TRACING CARD

PAPER

NEW YORK WASHINGTON

Contrast dark/light

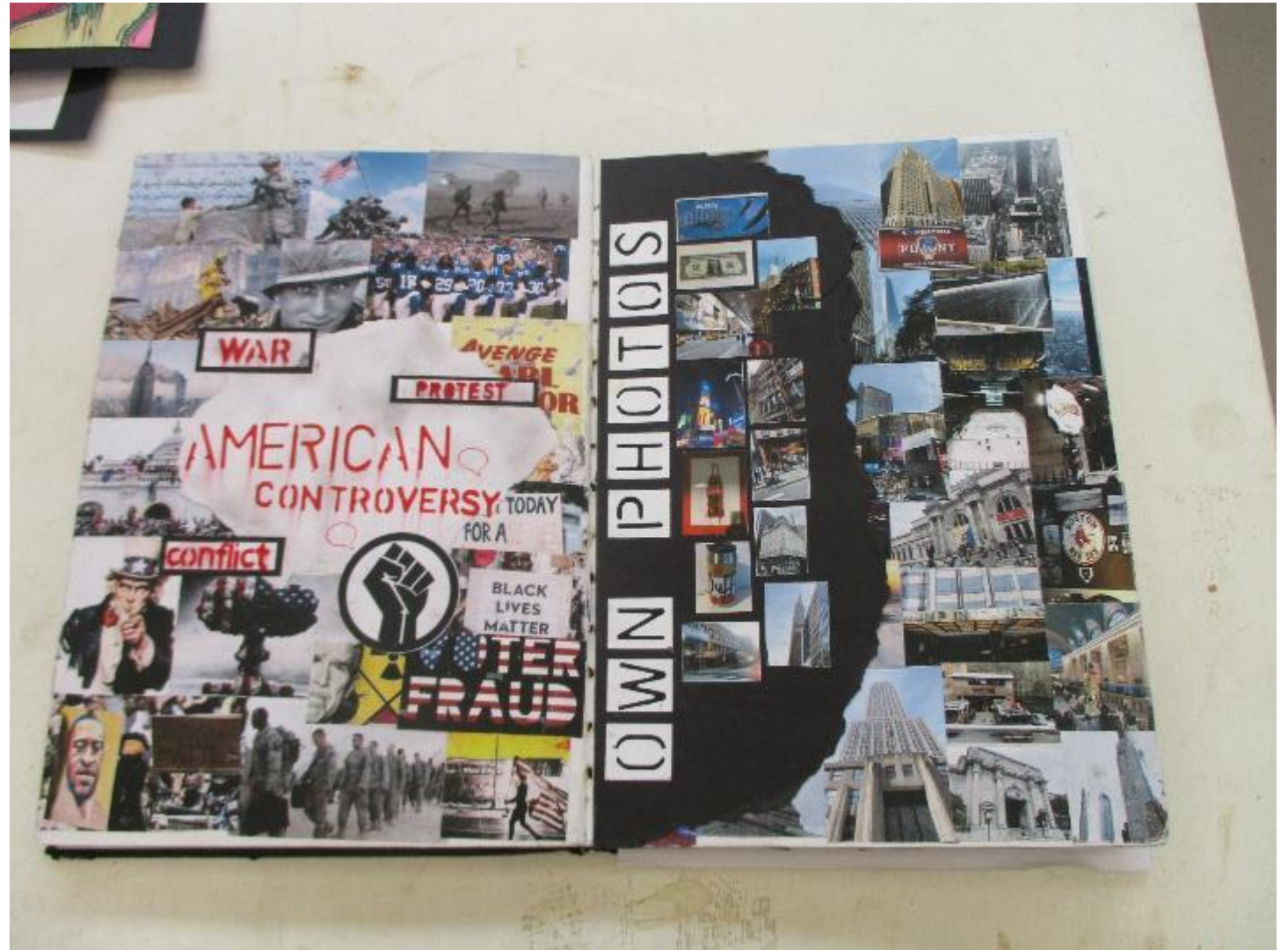
CAPITOL


PROTEST - TRUMP 2020

AMERICAN CONTROVERSY

FREEDOM OF SPEECH







Richard Hambleton

SHADOWMAN

Richard Hambleton is known within the art world as the Godfather of street art.

He became famous in the 1980's in New York America by painting life sized dark, shadow like figures on the streets in the dead of night. He would use black paint with dripping effects with the aim to create an immediate public response to anyone who set eyes on these chilling images in the dead of night.

He also mimicked the look of chalk outlines used by police during crime scene investigations. He became known as Shadowman. Along with Jean-Michel Basquiat and Keith Haring he was a huge part of the street art movement. Richard Hambleton was the first street artist to be embraced by the New York gallery's and his fame and success increased.



At his lowest point he would sell paintings in exchange for a meal or a place to sleep. He continued producing fascinating artwork, even using his own blood from used syringes when he ran out of paint.

Unfortunately, Richard Hambleton suffered from drug addiction, was diagnosed with skin cancer and spent many years fighting addiction, homelessness and poverty.

"I painted the town black," he once said. "They could represent warheads or danger or the shadows of a human body after a nuclear holocaust or even my own shadow."

Richard Hambleton created a Horse and Rider series where he turned his focus to the Marlboro man, the cowboy figure who's macho image promoted cigarettes for decades.



I particularly like Hambleton's work as it's spontaneous. He was a pure artist at heart and didn't really conform to the commercial art world. Art collectors and investors around the world believe Hambleton's works will surpass the likes of Basquiat & Haring.





Thierry Guetta
Mr. Brainwash

NEVER
NEVER
NEVER
GIVE UP

FEELS
OUT

THIS IS NOT
THE YEAR TO GET
EVERYTHING
YOU WANT
THIS IS THE
YEAR TO
APPRECIATE
EVERYTHING
YOU HAVE

SMILE

DREAM
BIG

Thierry Guetta is a French street artist operating in Los Angeles, America. He is widely known as Mr. Brainwash. He uses this tag name as he sees himself brainwashing society with positivity using phrases such as "Never Stop Give Up" and "Keep Smiling".



Mr. Brainwash's style has been referred to as a "collusion of street art and pop art. He often juxtaposes cultural and contemporary icons such as Marilyn Monroe and Kate Moss, and is greatly influenced by pop artists such as Keith Haring.

ALL YOU NEED
IS ART!



Using and reusing popular imagery and themes borrowed from other famous artists such as Jeff Koons' street ball-balloon animals and Banksy's 'Throwing Man', Mr. Brainwash aligns his artistic intentions with those of the original pop artists, producing art for everybody anywhere.



I like his work because it's vibrant, colourful and most importantly his work is always interesting to look at. It's also uplifting due to the style of his work. I like how he combines street art and pop art.



In a lot of his pieces there are hidden messages and positive images that can take some time to discover. I also like how each piece is unique.

Giacometti was one of the most important sculptors of the 20th century. His work was particularly influenced by styles such as Cubism and surrealism.



GIACOMETTI

After World War II, Giacometti created his most famous sculptures.



Line Portrait



Giacometti's work shows that detailed and amazing drawings can be done with just a simple biro pen. His continuous line portraits show how free you can be with the biro pen. He emphasises different parts of the face by building up the amount of pen in one particular area. Giacometti ranges around different styles of art. His styles are modern art, surrealism, Cubism and expressionism. Throughout his artistic career, Alberto experimented with a variety of printing techniques including etching, engraving, aquatint and lithography. I like that he freestyles with the biro pen, emphasising parts of his drawings contrasting between light and dark. Overall his work seems messy but it actually looks amazing when complete.

Giacometti repeats the same lines to make the main parts of the portrait stand out by making them darker, such as the eyes, mouth and nose.



In his notebooks he also made numerous sketches of his existing works from memory.



he repeats individual sketches that he repeated carefully in his work with pen and ink.



Mark Place Graffiti

The use of the word 'graffiti' is a common one in the world of art, but it is often used in a way that is not entirely accurate. In my opinion, graffiti is a form of art that is created in public spaces, often without the permission of the authorities. It is a form of art that is often used to express a message or to make a statement. In my opinion, graffiti is a form of art that is often used to express a message or to make a statement.

I have taken a particular interest in graffiti in the past few years. I have been to many graffiti festivals and have seen some of the most amazing work that has ever been done. I have also been to many graffiti workshops and have learned a lot about the art form. I have also been to many graffiti exhibitions and have seen some of the most amazing work that has ever been done.

Graffiti and street art are two different things. Graffiti is a form of art that is created in public spaces, often without the permission of the authorities. Street art is a form of art that is created in public spaces, often without the permission of the authorities. Graffiti is a form of art that is created in public spaces, often without the permission of the authorities.

I have also tried to capture the look and feel of graffiti in my own work. I have used spray paint and other materials to create a look that is similar to graffiti. I have also used markers and other materials to create a look that is similar to graffiti. I have also used markers and other materials to create a look that is similar to graffiti.

I am particularly happy with the way that I have been able to capture the look and feel of graffiti in my own work. I have used spray paint and other materials to create a look that is similar to graffiti. I have also used markers and other materials to create a look that is similar to graffiti. I have also used markers and other materials to create a look that is similar to graffiti.

In the future, I would like to see more graffiti in public spaces. I would like to see more graffiti in public spaces. I would like to see more graffiti in public spaces. I would like to see more graffiti in public spaces. I would like to see more graffiti in public spaces.

In the future, I would like to see more graffiti in public spaces. I would like to see more graffiti in public spaces. I would like to see more graffiti in public spaces. I would like to see more graffiti in public spaces. I would like to see more graffiti in public spaces.



The colors in this piece are strong and dominant. The color used is flat and bold. In my opinion, I have used pro markers to create the flat, vibrant colours as seen in the piece by John Matos. The colour palette is flat and bold. In my opinion, I have used pro markers to create the flat, vibrant colours as seen in the piece by John Matos.

JOHN MATOS

The artist of this painting is John Matos. He is a graffiti artist and a graffiti artist. He is a graffiti artist and a graffiti artist. He is a graffiti artist and a graffiti artist.

I see his work because of the strong separation between the colours and shapes. His work is vibrant and energetic. I see his work because of the strong separation between the colours and shapes. His work is vibrant and energetic.



The use of warm and cool colours creates contrast throughout the piece. I like that he used different symbols and drawings in his artwork. The text and drawings are submerged within the unique shapes and spray paint drip.

I like that the piece is full of different letters and drawings. This style of graffiti makes the viewer observe the piece longer and with more thought.

In this piece the most dominating section is the cartoon mouth in the bottom left. If you look at the piece closely you can see that the face is layered behind the blue parts.

John Matos layers his work to create depth. The different size shapes allows the piece to pop out. In my opinion I have added thin lines to further outline the different sections, again making the shapes pop out to the viewer. This piece of work also requires time to analyse as it's packed full of different things to look at. I like that his work is generally eye catching.



Added dog effect!



ONE POINT PERSPECTIVE

Enough sketch of background

Begin to sunset

THE AMAZING SPIDER-MAN

Background plan

Inner Depth - Paul Kenton



Large canvas used for this piece. The canvas has a length of 100 cm and a width of 70 cm. Firstly I sketched rough background ideas and started to sketch Spiderman's pose. My aim is to make Spiderman pop out.

Step 1
draw Spiderman on Canvas

I positioned Spiderman in the centre Stage 1



Stage 2

Spiderman is a big part in American culture.



Adding the title
After outlining the Spiderman the final step was adding a title. I spray painted using a stencil, weighing down with coins.

Making a scraped abstract background - mix a range of different paints. using a trowel

Outline/ing creates texture coins to weigh

It was important to measure and draw the correct scale. This was repeated and used to make the mask. I observed how the blue used. Strong red and white acrylic also used.

Adding Areas I added

frame took 10 mins. It looks like this makes the look busy see the painting

The colors used were quite dark and the shading. I used a range of different pigments.



any paint effect - hold spray can further away

SPIDER


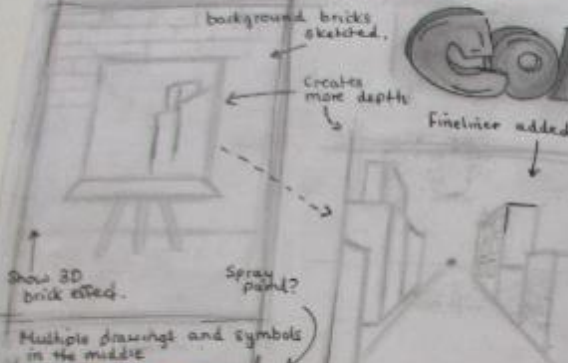
! ?

AM

THE AMERICAN EDUCATION SOCIETY

Makes Spiderman pop out more

COMPOSITIONS

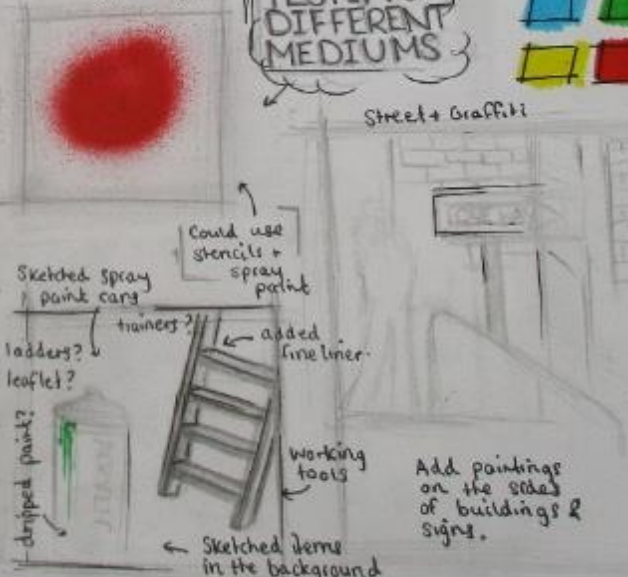
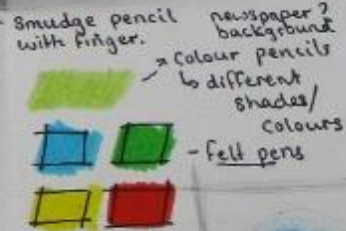


Mix of pencil and acrylic? (see observational drawing page)
 - Could include sections of urban city. This creates more depth. Canvas on easel can display American society and culture, American icons, references & symbols.
 - Canvas on easel in the middle of final piece. could include anything in middle canvas.

ONE POINT PERSPECTIVE



TESTING DIFFERENT MEDIUMS





OWN PHOTOS



Copied most of all buildings and the one park perspective street.

In my final piece I want to link the theme of graffiti with city scenes and the idea of an individual mind, confused mind.


will incorporate one point perspective view of buildings. Similar colours to photos taken. will use a variety of these colours for buildings.

mixing black and white to create different grey tones.

these colours used for buildings & roads.

→ mixed blue yellow to create a light blue colour for sky. Added white for clouds.

→ building in background.



blue sky
newspaper with added dark and mixed media collage work
ripped paper like an old billboard

Testing Paint Splats

Added water to paint brush
used paint brush to flick over page
mix a range of different colours
less paint added
add after images + collage work is complete.

STICKING logos + COLLAGE WORK

Will with background collage
splat effect
Stuck in newspaper letters to make new words

add to

add after images + collage work is complete.

mountboard on outside at the back
stencil
fleece-like with colour splatters

Black mountboard used for main piece border
Black mountboard can also reinforce the piece
this mountboard can also reinforce the piece

1. paint canvas
2. glue canvas onto mixed media paper
3. glue mixed media paper on black mountboard to give the paper a border

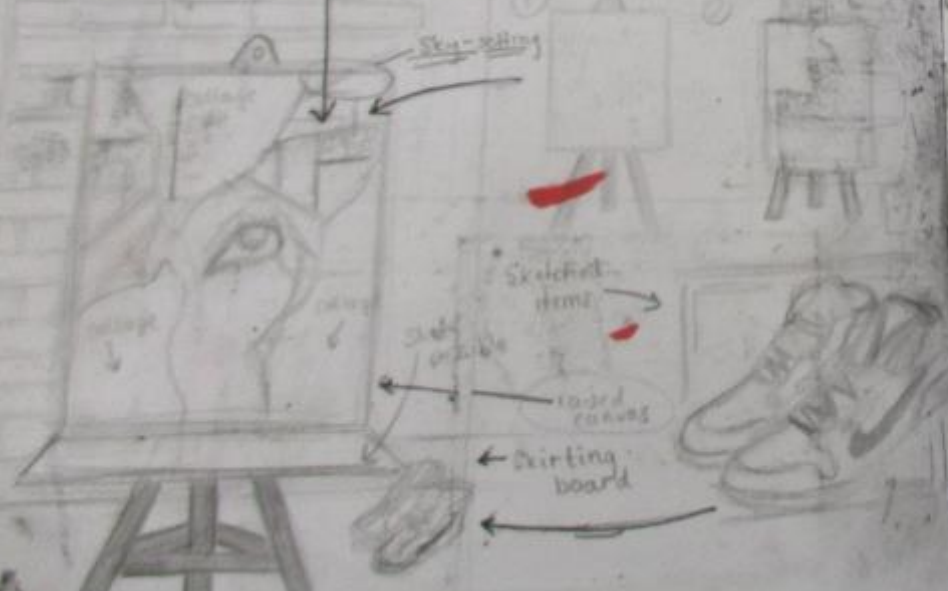
AMERICAN SOCIETY
white on black
make the piece more strong
american colours

STARBURST COFFEE
NIKE
DISNEY
Coca-Cola
NEW YORK RANGERS
BOSTON RED SOX
Food + drink
Famous brands and logos

FINAL COMPOSITIONS



Background
Cracked bricks



GOLD



Draw on shadow head - shows that shadow head is coming alive.

FINAL DESIGN



Final Piece Evaluation

The main idea aimed towards my final piece was to capture the theme of graffiti and street art which is a big part of American society today. Graffiti and street art is also something that I have become passionate about. I like the debate around is graffiti art or is graffiti vandalism. I have looked back at where graffiti started which is back to ancient times through hieroglyphics where people used to scratch walls with letters to communicate to future generations. More recently around the 1970's the New York Hip Hop movement developed with graffiti name tagging, rapping and breakdancing becoming a way for young people to unite and communicate. It allowed them to express themselves. Although considered as vandalism by many people, the graffiti taggers became more thoughtful with their work creating colourful and creative images. Artists such as Jean Michel Basquiat, Keith Herring and Richard Hambleton in that era were pivotal in the transition from random graffiti tagging to street art that was more meaningful and accepted. I therefore wanted to capture this style in my work to represent that period in American society. Since then, street art has developed more recently and artists such as Banksy and Mr Brainwash have continued the movement using billboard themes to represent their work using colour and the positive use of words or images. They consider street art to be as legitimate as corporate billboard advertisements as it's the choice of the people vs the choice of corporate business. I therefore wanted to capture the billboard element in my central design piece creating the feeling of an old billboard advertisement being torn away revealing a further image behind it. I wanted to capture the elements of American society in the original torn billboard paper including key iconic brands, logos and key figures in the street art style using vivid colours and dripping paint effects. Behind the torn image I wanted to reveal a shadow head that represented the mind of modern American people in today's society, which can be one of confusion and anxiety, representing today's mental health challenges. I used some of the inspiration from Basquiat's intense colour and subjectivity coupled with Richard Hambleton's use of dramatic shadow head images with deep black paint images.

I also wanted to represent the iconic landscapes that exist in many American cities with the one-point perspective view of standing on an American city street giving the piece more depth.

To compliment my central street art themed piece, I wanted to incorporate additional art techniques of varied media to create and show a mixed media

response. I decided to capture an image being painted within an art working space, mounted on an easel creating further depth and allowing me to use pencil shading and shadowing on the outside. I wanted to create the feeling of an American graffiti artist representing society in a street art way in his or her studio. I also wanted to create some texture differences by using an actual canvas that I glued on to the background image to give the feeling that the central canvas piece was real or 3D at least.

I attempted to create the feeling that some of the colour from the central piece was spilling out onto the pencil shaded area by making the acrylic paint tube bright yellow and added the bright blue paint in the pencil shaded paint pot plus some colour drips on the studio floor. I also added in the working tools of the artist placed on the shelf of the easel to create realism in a naturalistic manner.

Overall if I were to change something next time, I would include the perspective of a hand in the image doing the painting to make the piece more lifelike.

I like that fact that I have strong contrast between the pencil shading and the vivid colours in the street art canvas area. I like the texture differences with the use of the real canvas in the middle of piece and the use of one-point perspective for the typical American street. Finally, I enjoyed using the iconic American branding and logos to capture today's American society.



